

REVISIONS			
NO.	DATE	BY	DESCRIPTION
1	01/06/18	A.CH	NEW RELEASE

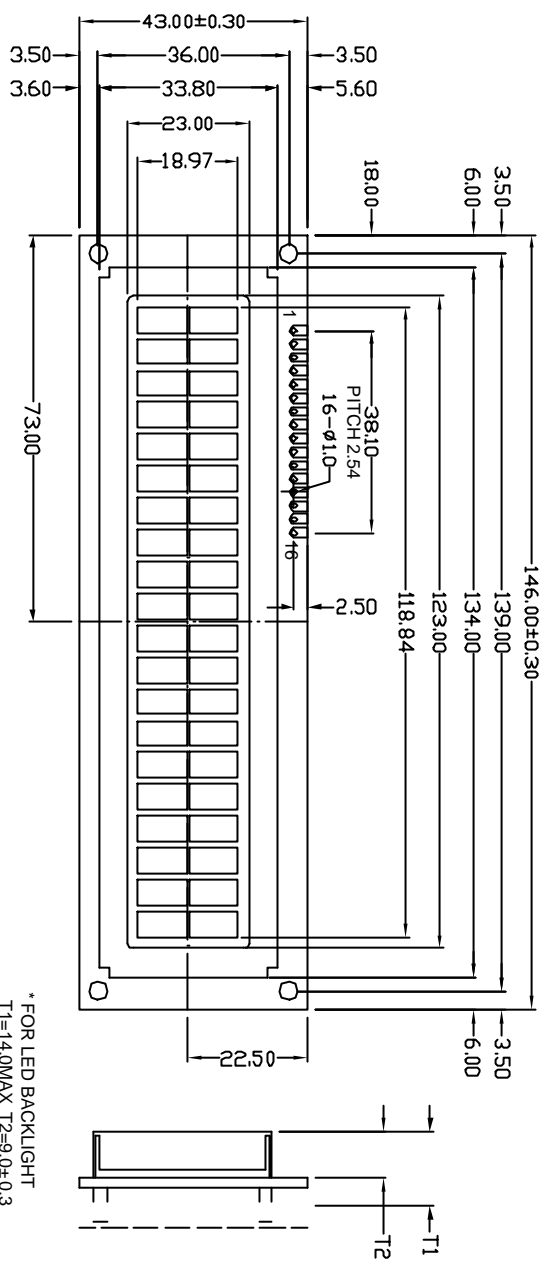
PINS ASSIGNMENT	
NO.	SYMBOL DESCRIPTION
1	VSS POWER SUPPLY
2	VDD POWER SUPPLY
3	V0 OPERATING VOLTAGE FOR LCD
4	RS DATA/INSTRUCTION SELECT
5	R/W READ/WRITE CONTROL
6	E ENABLE SIGNAL
7-14	DB0-DB7 DATA BUS
15	LED + POWER SUPPLY FOR LED BACKLIGHT (+)
16	LED - POWER SUPPLY FOR LED BACKLIGHT (-)

ABSOLUTE MAXIMUM RATING				
ITEM	SYMBOL	MIN	MAX	UNIT
POWER SUPPLY(V(LOGIC))	VDD-VSS	-0.3	7.0	V
POWER SUPPLY(LCD DRV)	VDD-V0	-0.3	13.5	V
INPUT VOLTAGE	VI	-0.3	VDD	V

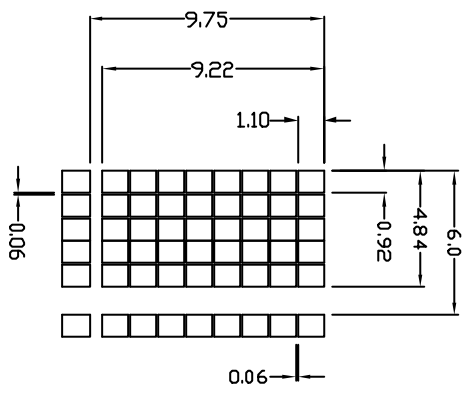
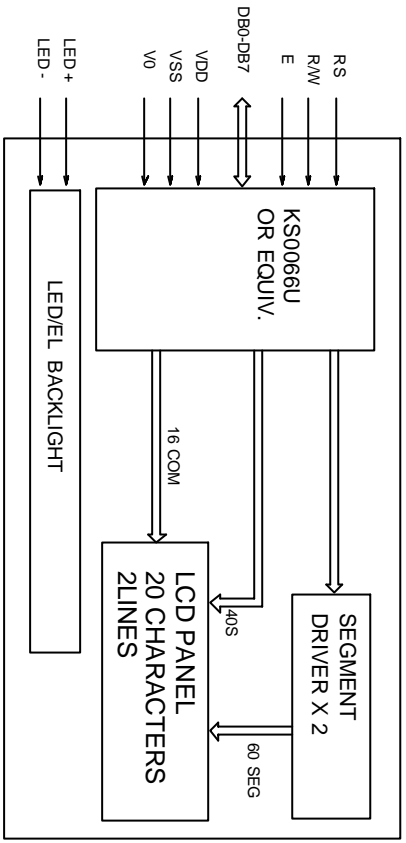
ELECTRICAL CHARACTERISTICS (VDD=5.0±0.25V, 25°C)					
ITEM	SYMBOL	MIN	TYP	MAX	UNIT
VOLTAGE FOR LOGIC	VDD-VSS	4.75	5.0	5.25	V
SUPPLY CURRENT	IDD	-	2.0	3.5	mA
VOLTAGE FOR LCD	VDD-V0	4.7	4.9	5.1	V
INPUT VOLTAGE	H	VH	2.2	-	VDD
	L	VL	-0.3	-	0.6
OUTPUT VOLTAGE	H	VOH	2.4	-	V
	L	VOL	-	-	0.4

MECHANICAL SPECIFICATIONS		
ITEM	SPECIFICATION	UNIT
OVERALL SIZE	146.0W x 43.0H x 14.0T (10.0T)	MM
VIEWING AREA	123.1W x 23.0H	MM
CHARACTERS	20 CHARACTERS X 2 LINES	
CHARACTER SIZE	4.84W x 9.22H	MM
CHARACTER PITCH	6.0W x 9.75H	MM

OPTIONS	
1. LCD TYPE:	Y/G STN. GRAY STN. TN
2. BACKLIGHT:	WITHOUT BACKLIGHT, LED, EL
3. COLOR OF BACKLIGHT:	Y/G: BLUE, WHITE
4. TEMPERATURE RANGE:	NORMAL(0-50C) EXTENDED(-20-70C)
5. POWER SUPPLY:	5.0V, 3.0V
6. VIEWING ANGLE:	6H: 12H
7. CHARACTER TABLE:	JAPANESE, EUROPEAN, CYRILLIC



* FOR LED BACKLIGHT
 T1=14.0MAX T2=9.0±0.3
 * FOR EL OR NO BACKLIGHT
 T1=10.0MAX T2=5.0±0.3



NT-C2022A

20 CHARACTERS X 2 LINES



ALL DIMENSIONS ARE IN MM. TOLERANCE IS +/-0.2 UNLESS OTHERWISE NOTED.

